



**INSTRUCTIONS D'ASSEMBLAGE**  
**ASSEMBLY INSTRUCTIONS**

---

**M**ONARCH  
SPECIALTIES INC.

# I 3060

---

**ETAGERE -**  
**60" H / TAUPE FONCE ET VERRE TREMPE**

**BOOKCASE -**  
**60" H / DARK TAUPE WITH TEMPERED GLASS**



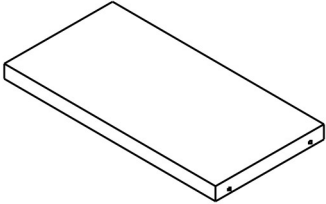
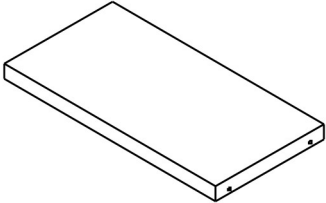
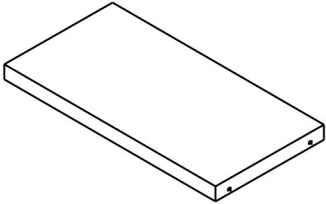
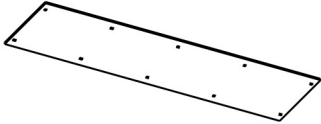
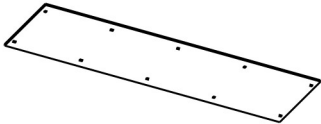
**POUR DE L'ASSISTANCE OU POUR COMMANDER  
DES PIÈCES CONTACTEZ NOTRE DÉPARTEMENT  
DE SERVICE À LA CLIENTÈLE.**

**FOR ASSISTANCE OR TO ORDER PARTS  
CONTACT OUR CUSTOMER SERVICE DEPARTMENT**

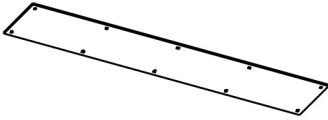

**[WWW.MONARCHSERVICE.COM](http://WWW.MONARCHSERVICE.COM)**

---



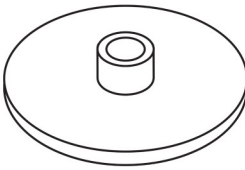
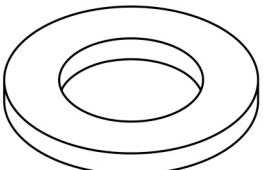
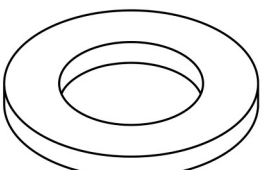
**LISTE DES PIÈCES**  
**PARTS LIST**

PIÈCE / PART #	IMAGE	DESCRIPTION	QTY / QTÉ
1		TOP SHELF ÉTAGÈRE SUPÉRIEURE	1
2		SHELF PANEL PANNEAU DE TABLETTE	3
3		BOTTOM SHELF ÉTAGÈRE DU BAS	1
4		FRONT FACING LEFT SIDE PANEL PANNEAU DE CÔTÉ GAUCHE	1
5		FRONT FACING RIGHT SIDE PANEL PANNEAU DE CÔTÉ AVANT DROIT	1

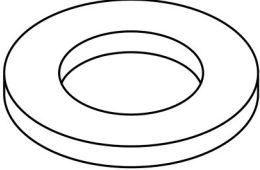
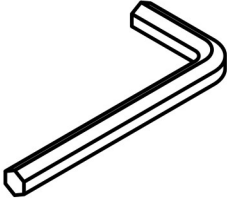
**LISTE DES PIÈCES**  
**PARTS LIST**

PIÈCE / PART #	IMAGE	DESCRIPTION	QTY / QTÉ
6	 A long, thin, rectangular panel with a slightly raised edge and several small holes along its length.	BACK PANEL PANNEAU ARRIÈRE	1
7	 A long, thin, rectangular bar with a slightly raised edge and a small notch at one end.	PLASTIC BAR BARRE DE PLASTIQUE	2

**LISTE DES PIÈCES DE MONTAGE**  
**HARDWARE LIST**

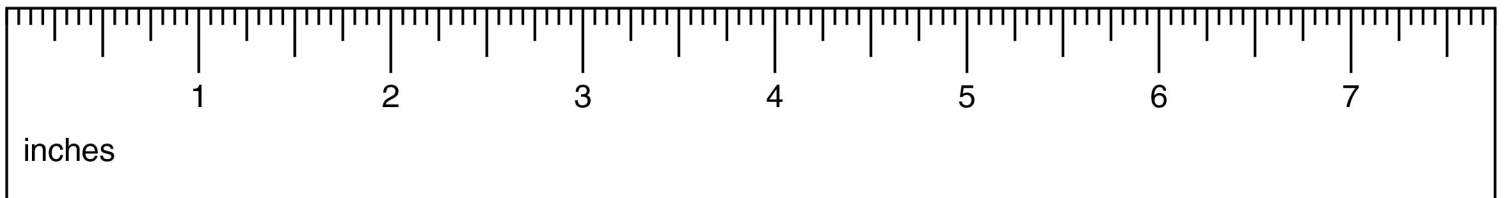
PIÈCE / PART #	IMAGE	DESCRIPTION	QTY / QTÉ
<b>A</b>		<b>ASSEMBLING BOLT -</b> <b>Ø1/4" X 5/8"</b>  <b>BOULON D'ASSEMBLAGE -</b> <b>Ø1/4" X 5/8"</b>	<b>10</b>
<b>B</b>		<b>ASSEMBLING BOLT -</b> <b>Ø1/4" X 1 7/8"</b>  <b>BOULON D'ASSEMBLAGE -</b> <b>Ø1/4" X 1 7/8"</b>	<b>20</b>
<b>C</b>		<b>SCREW CAP -</b> <b>Ø1/4" X 1 3/8"</b>  <b>CAPUCHON DE VIS -</b> <b>Ø1/4" X 1 3/8"</b>	<b>20</b>
<b>D</b>		<b>PLASTIC WASHER -</b> <b>Ø3/4"</b>  <b>RONDELLE DE PLASTIQUE -</b> <b>Ø3/4"</b>	<b>10</b>
<b>E</b>		<b>PLASTIC WASHER -</b> <b>Ø1 1/4"</b>  <b>RONDELLE DE PLASTIQUE -</b> <b>Ø1 1/4"</b>	<b>20</b>

**LISTE DES PIÈCES DE MONTAGE**  
**HARDWARE LIST**

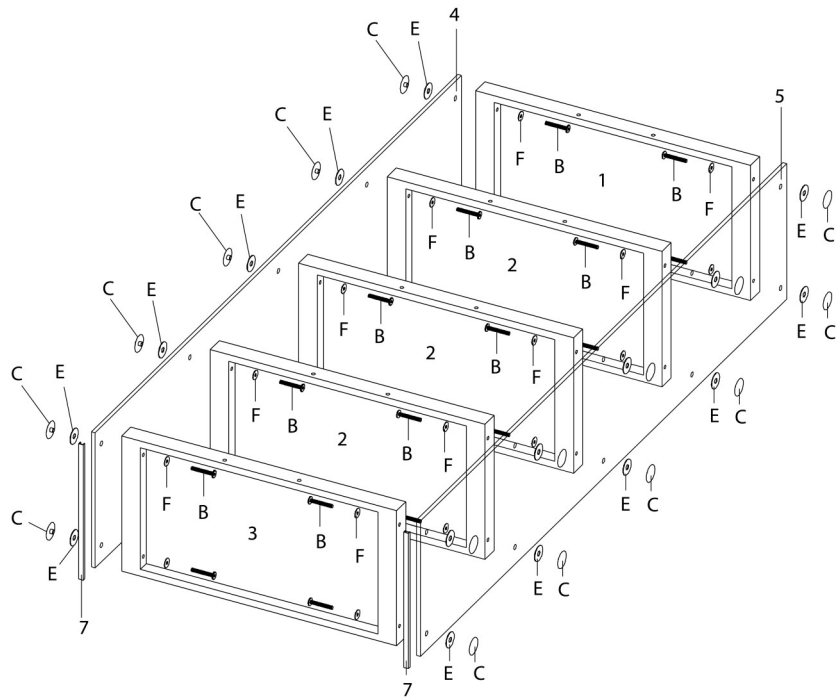
PIÈCE / PART #	IMAGE	DESCRIPTION	QTY / QTÉ
F		METAL WASHER - Ø3/4" RONDELLE DE MÉTAL - Ø3/4"	20
G		HEX KEY CLÉ HEXAGONALE	1



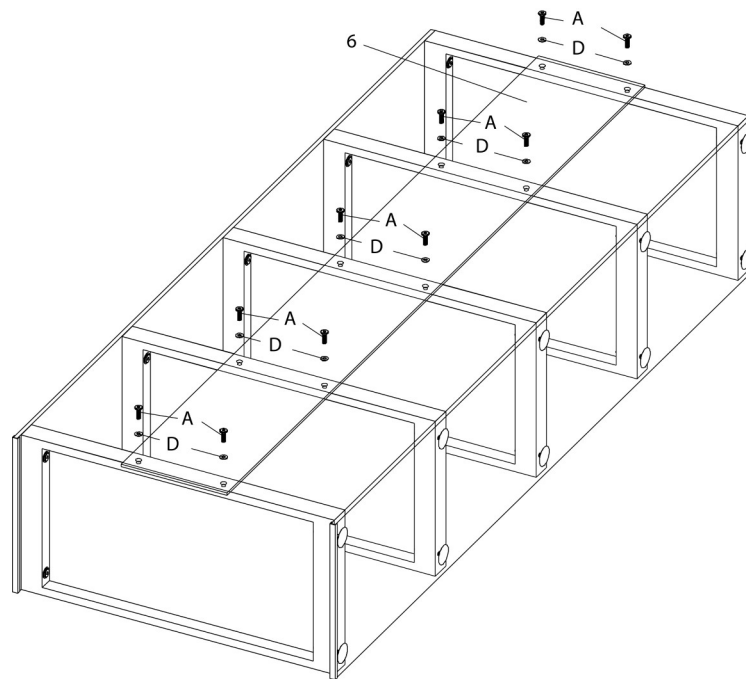
OUTIL DE VÉRIFICATION DE DIMENSIONS DES PIÈCES  
HARDWARE DIMENSIONS VERIFICATION TOOL



ÉTAPE / STEP 1



ÉTAPE / STEP 2



ÉTAPE / STEP 3

